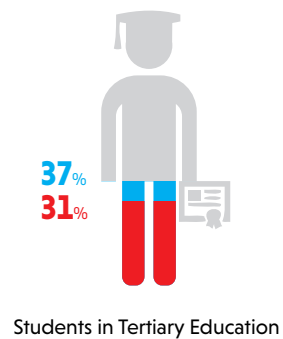
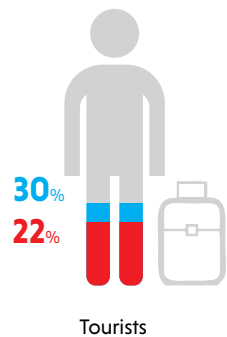
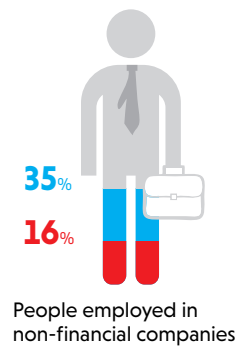
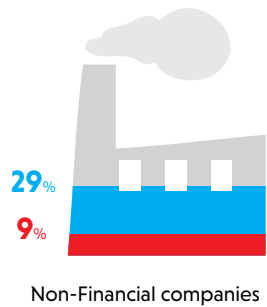
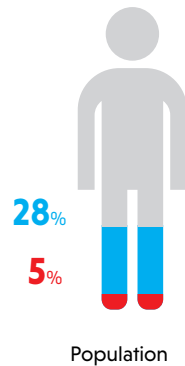
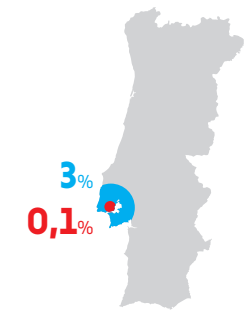
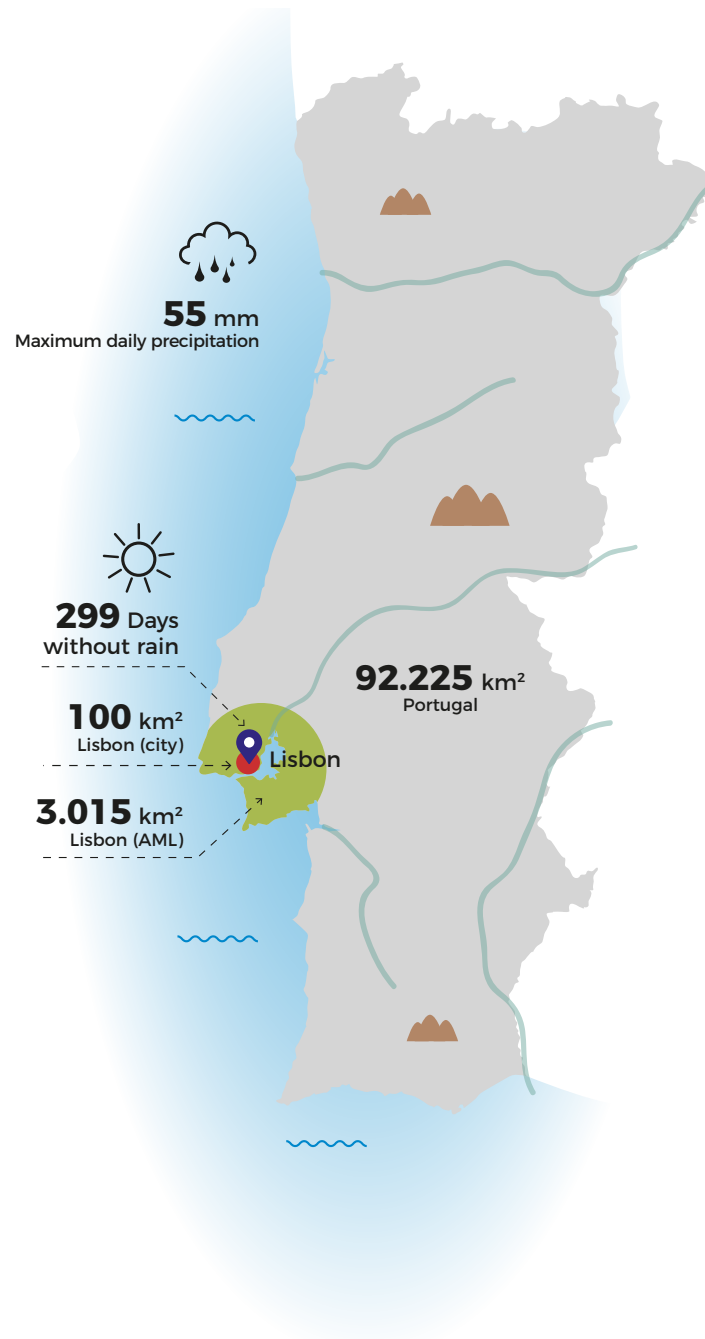


The economy in figures 2022

Do you know that?

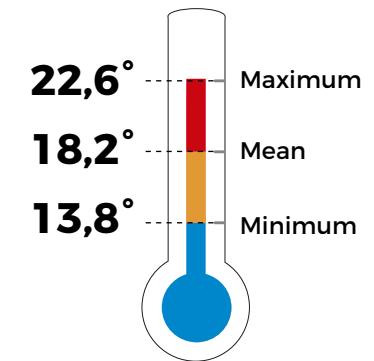


Area



Climate Indicators of Lisbon

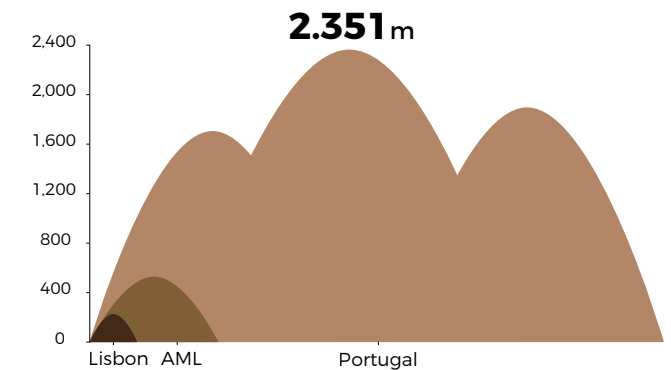
Annual average air temperature

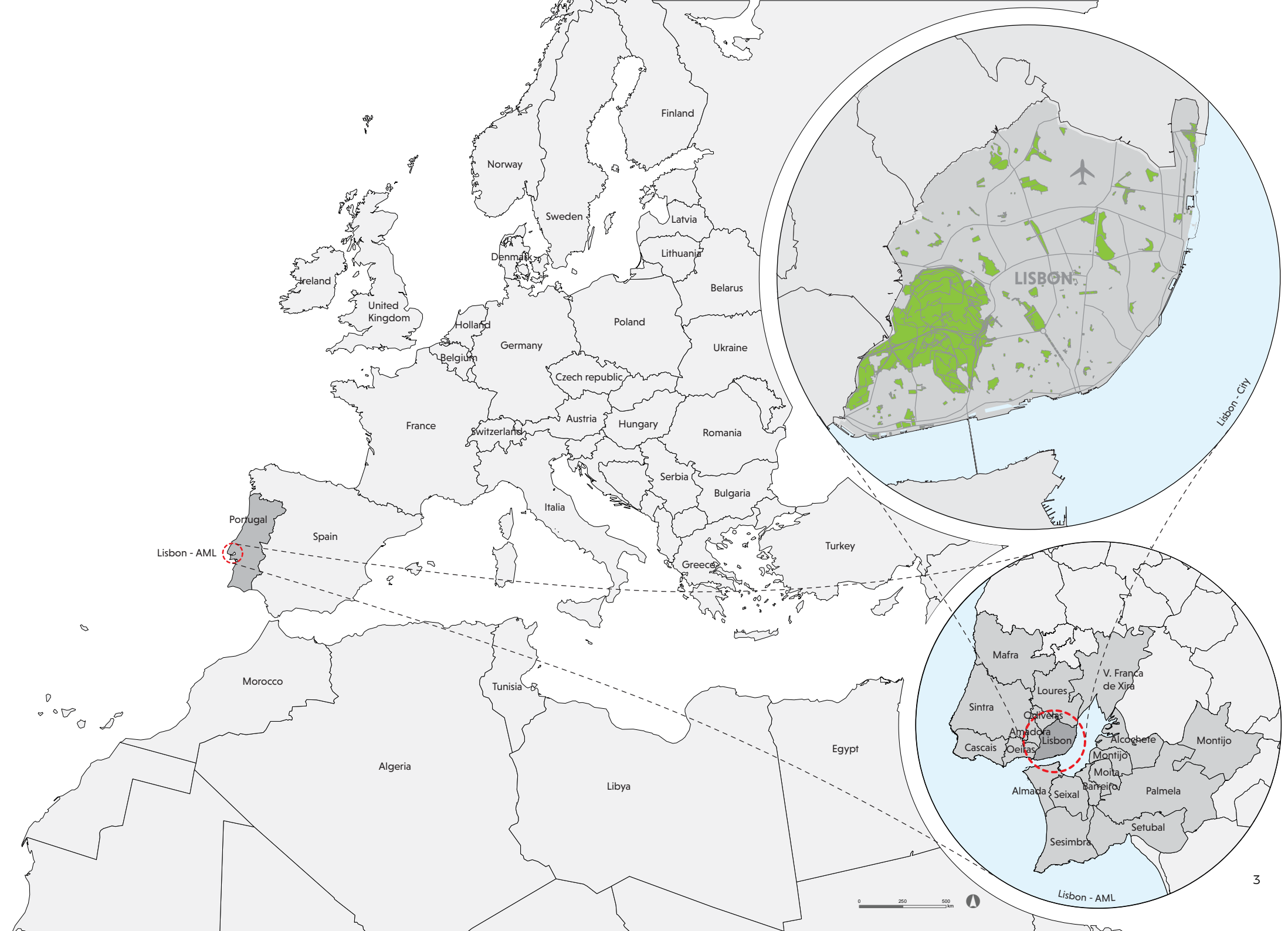


Altitude



Source: Statistics Portugal, Statistical Yearbook of Lisboa Region, Ed. 2021





A SUA EMPRESA
PRECISA DE APOIO?
TEM UMA IDEIA
DE NEGÓCIO
PARA A CIDADE?

Saiba mais em
lisboaempreendemailis.pt

LISBOA
EMPREENDE 

CONTE CONNOSCO PARA EMPREENDER MAIS!

Programa premiado pela Startup Europe Awards 2016 - Best Public Administration for Startups e European Enterprise Promotion Awards 2015 - Grande Prémio do Júri



Launch in Lisbon

Startup Lisboa's Soft Landing Program

3-days to learn everything about how to set up
your life and business in Lisbon.

Practical workshops and introduction
to key partners and the ecosystem.

BY: **Start up
Lisboa**

WWW.STARTUPLISBOA.COM/LAUNCH-IN-LISBON

EXPERTISE PARTNERS:



o moss & cooper

PL MJ

European Enterprise Promotion

pwc

PARTNERS:

FIDELIDADE
SINCE 1926

General overview

Lisbon is the capital of a country with 10.3 million inhabitants and the Hub of a metropolitan area with 2.9 million inhabitants.

Daily, the number of the city users increases more than 70%, due to the commuting movements (from house-to work and school).

After 5 decades of population decrease, that reached 257 thousand inhabitants (1/3 of the initial population), Lisbon's population stabilized (slowing down the demographic decrease registered in the previous decades, with only a 3% population decay in the last one), due to the growing number of families and young residents rate.

At present the decrease of population is again an up-to-date issue that may lead to a reversion of these facts.

The majority of the national economic decision centers are located in Lisbon's metropolitan area, representing 36% of the national GDP and employing 1.417 thousand persons (29% of national employment), reaching an apparent labor productivity 1.2 times higher than the national average.

Demography

10.298.252

Total population

Resident Population

509.614

Lisbon (City)

4,9%

Country total

2.869.033

Lisbon (AML)

27,9%

Country total

Density

5.093 Hab/km²

Lisbon (City)

952 Hab/km²

Lisbon (AML)

Source: Statistical Yearbook of Lisbon Region, Ed. 2021



Birth



Death Rate

11,2%

Lisbon (City)

14,4%

Lisbon (City)

9,8%

Lisbon (AML)

10,9%

Lisbon (AML)

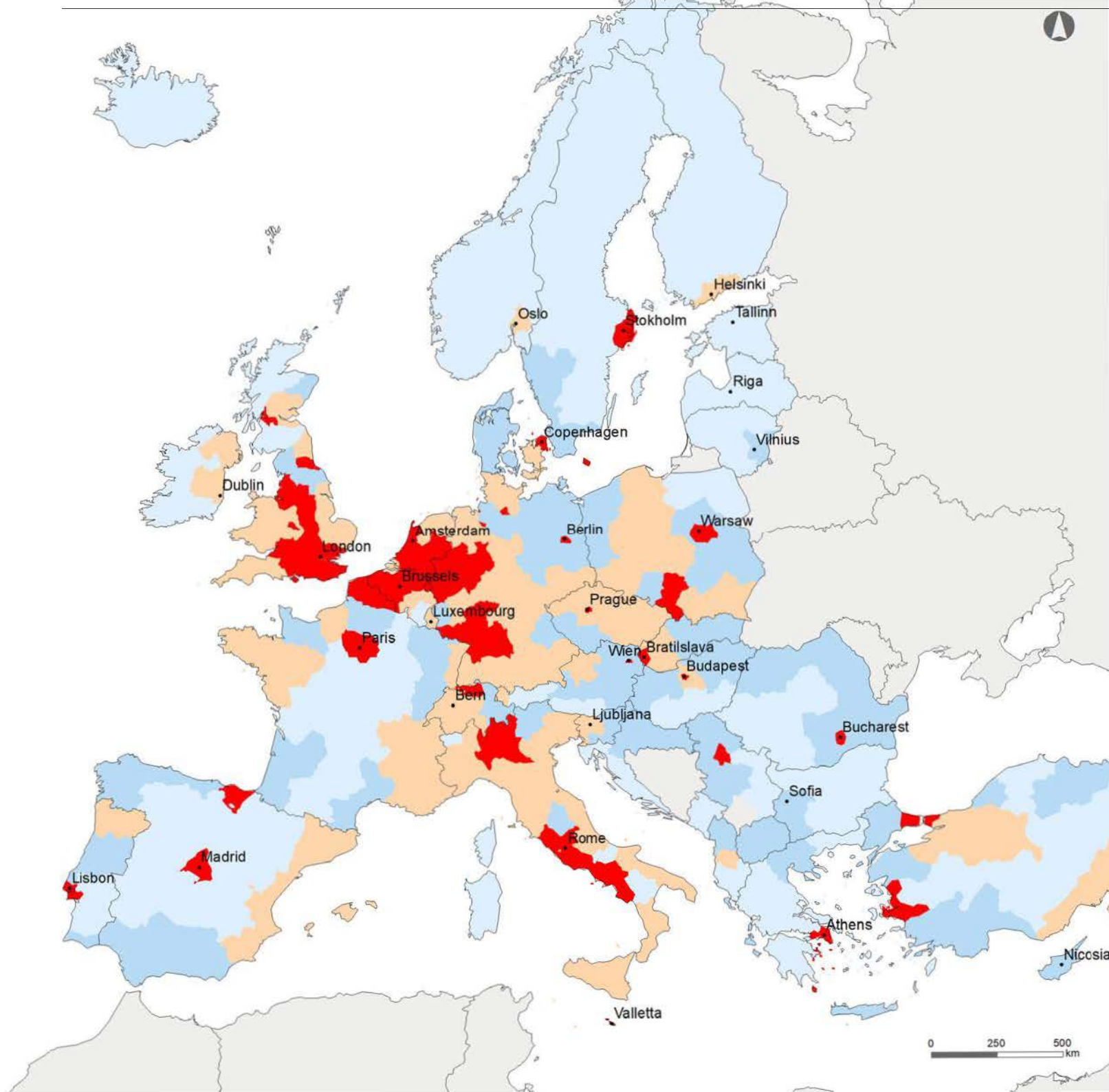
8,2%

Portugal


12,0%

Portugal

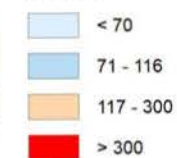
Source: Statistics Portugal, Statistical Yearbook of Lisboa Region, Ed. 2021



Population density in the European Context Capitals (region)



Population Density
Inhabitant / Km2 (2019)
NUTS II



Source: Team of project DMEI/DEP from Eurostat data, Year: 2019; Region NUTS II
Legend: value of capital - Indicator data of the local region

Foreign Resident Population

661.607

National total

106.971

Foreign population resident (Lisbon)

16,2%

Country total

330.413

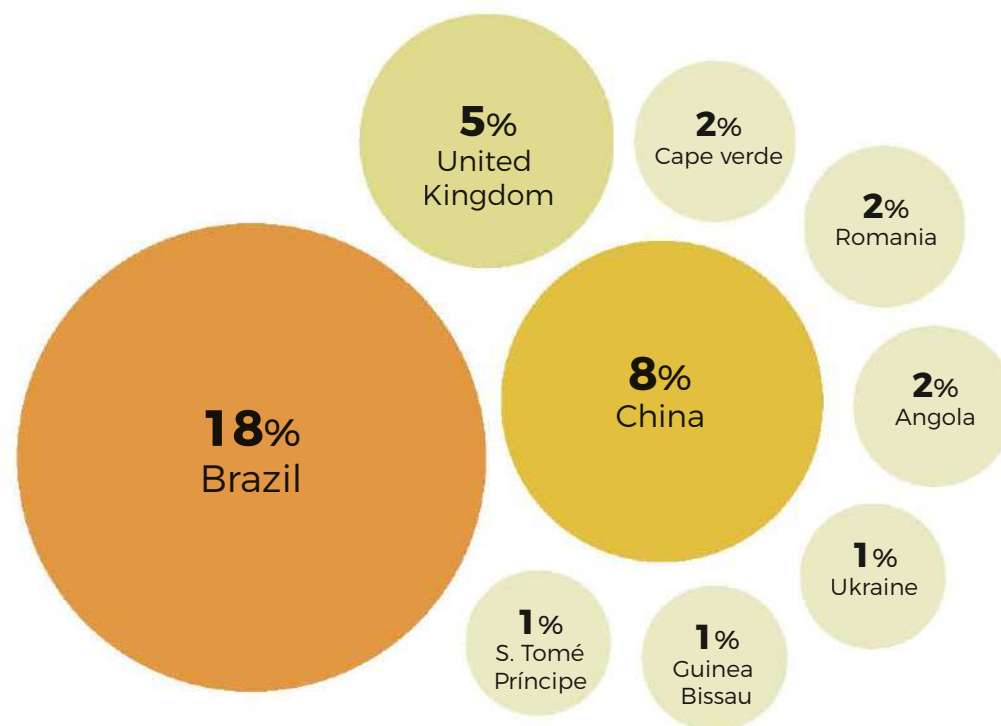
Foreign population resident (AML)

49,9%

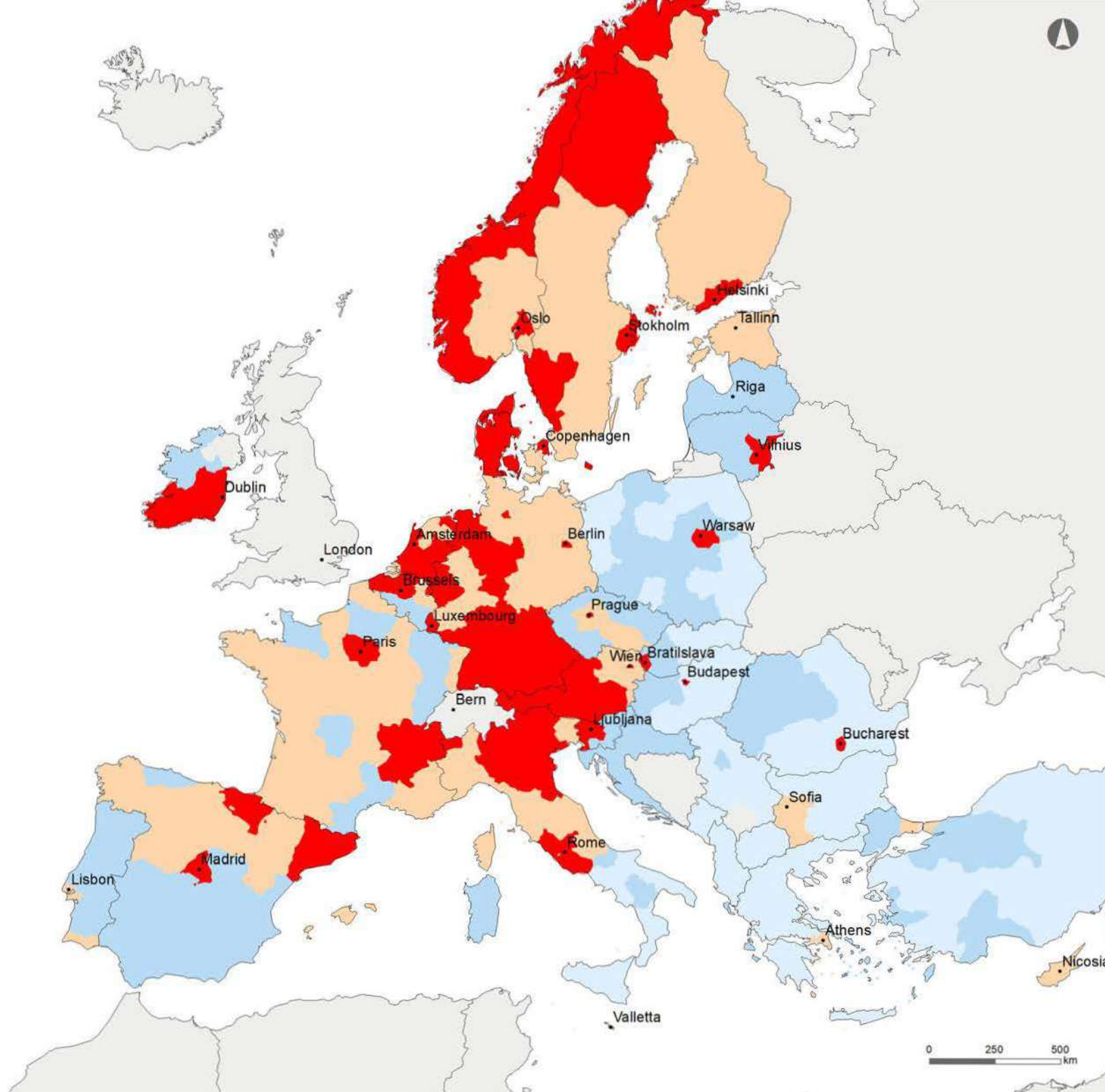
Country total

Source: Statistics Portugal, Statistical Yearbook of Lisboa Region
Ed. 2021


The foreign population living in Lisbon



Source: Statistical Yearbook 2021



Gross Domestic Product (PPS per capita), the European Regions - Capitals (region)



(GDP) pps per inhabitant
€ Euro



Source: Statistics Portugal, Statistical Yearbook of Lisboa Region - Year: 2019; Região NUTS II
Legend: value of capital - Indicator data of the local region

Economic indicators

Activity and employment indicators (AML)

71.432 -----> **35,7%**
GDP* (million €) Country total

62.219 -----> **35,7%**
GVA* (million €) Country total

1.416 -----> **29,1%**
Employment* (thousands) Country total

24,9 -----> **1,3%**
GDP per capita PIB (thousands €) Country total

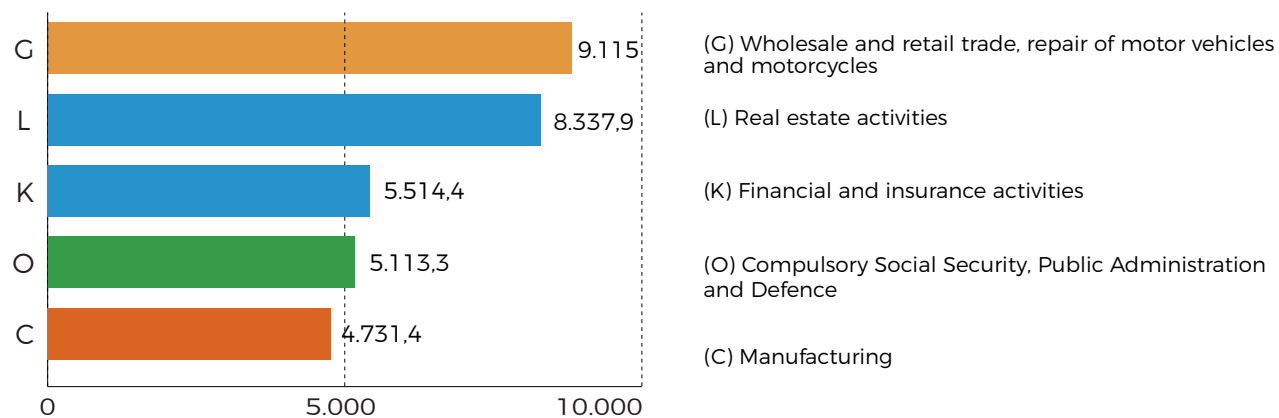
43,9 -----> **1,2%**
Apparent labour productivity
(GVA/Employment) (thousands €) Country total

Source: Statistics Portugal, Statistical Yearbook
of Lisboa Region, Ed. 2021

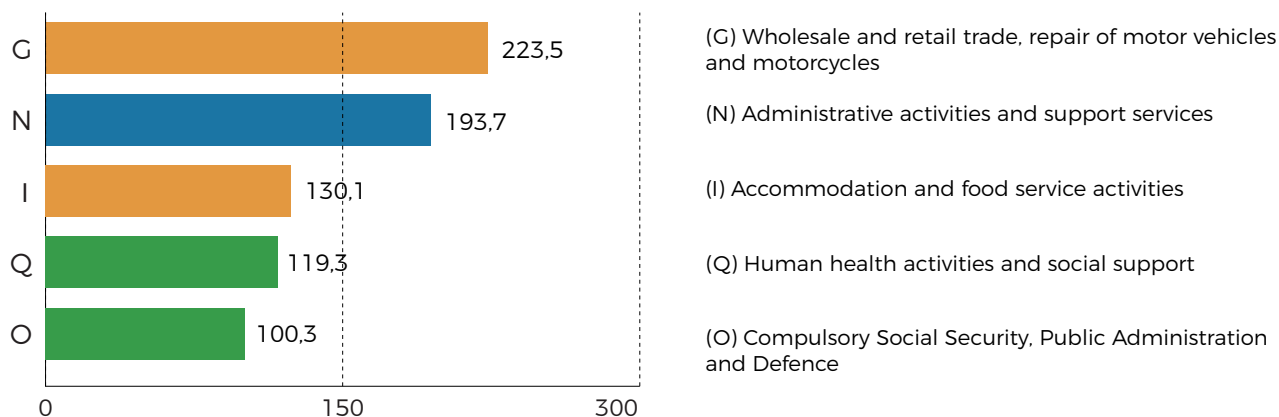


GVA and Employment by economic activity in AML

GVA (million of euros)



Employment (thousands of people)



Source: Statistics Portugal, Statistical Yearbook of Lisboa Region, Ed. 2021

Business and Entrepreneurship

Lisbon metropolitan area concentrates a significant number of high degree of technology and R&D companies, 382.504 companies headquarters are located in this area.

It's also the region with most employees in foreign enterprises and in high technology companies, comparing with the national average. Lisbon has a good performance in foreign investment attraction (with the set up and expansion of several multinational companies), and reveals potential for the location of shared and near shoring services , as well as for ICT, health and well-being companies.

Structure of the Business sector (AML)

382.504 -----> **29,0%**
Total of enterprises Country total

1.482.870 -----> **35,1%**
Persons Employed Country total

45.770 -----> **43,8%**
GVA (millions €) Country total

187.660 -----> **45,5%**
Turnover (millions €) Country total

Statistics Portugal, Statistical Yearbook of Lisboa Region, Ed. 2021



Structure of the Non-Financial Sector of the Lisbon (City)

120.698

Enterprises

9,2%

Country total

59.113

Companies

13,5%

Country total

675.345

Persons Employed

16,0%

Country total

24.272

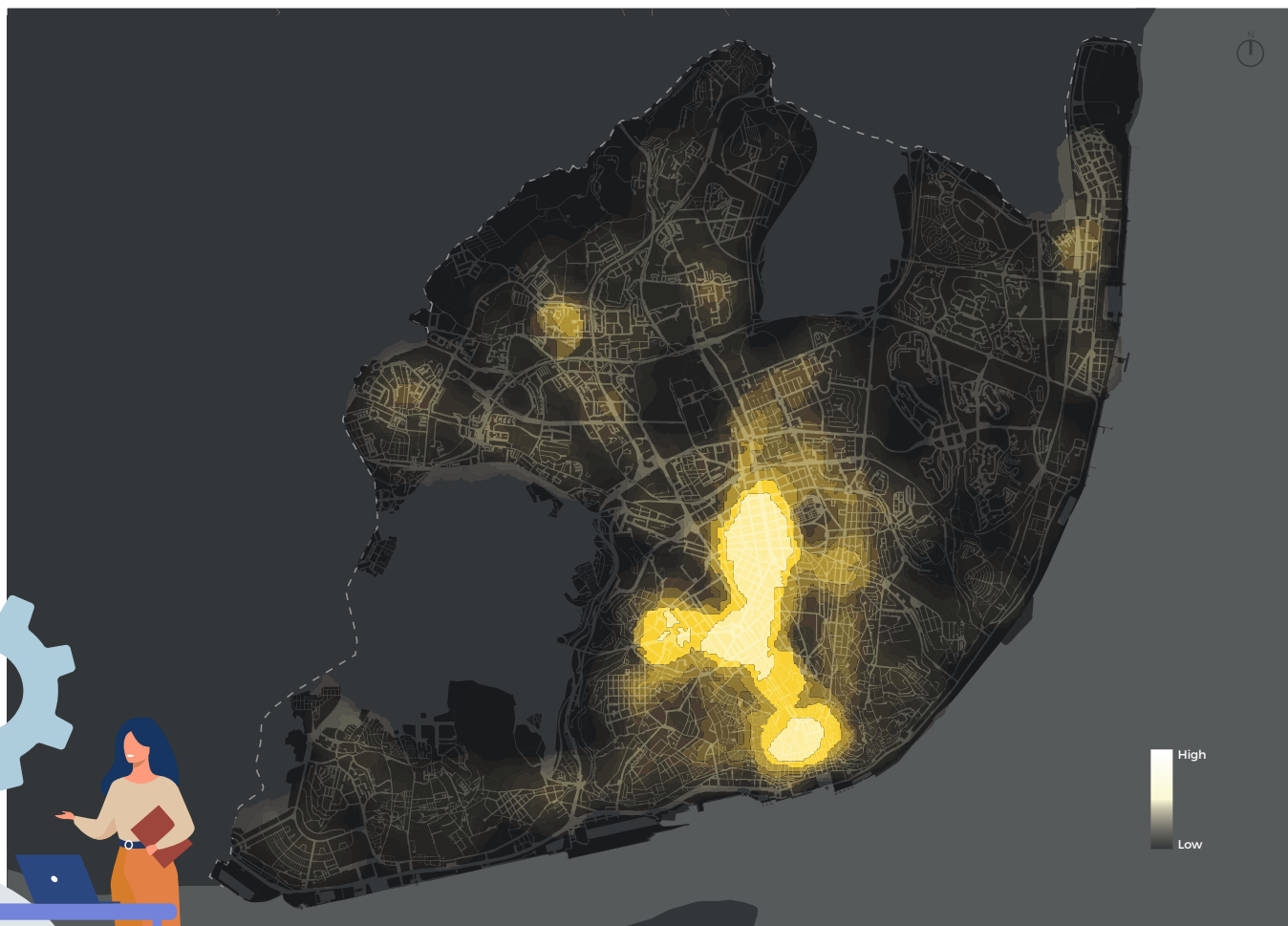
GVA (millions €)

23,2%

Country total

Source: Statistics Portugal, Statistical Yearbook of Lisboa Region, Ed. 2021

Total companies in Lisbon City

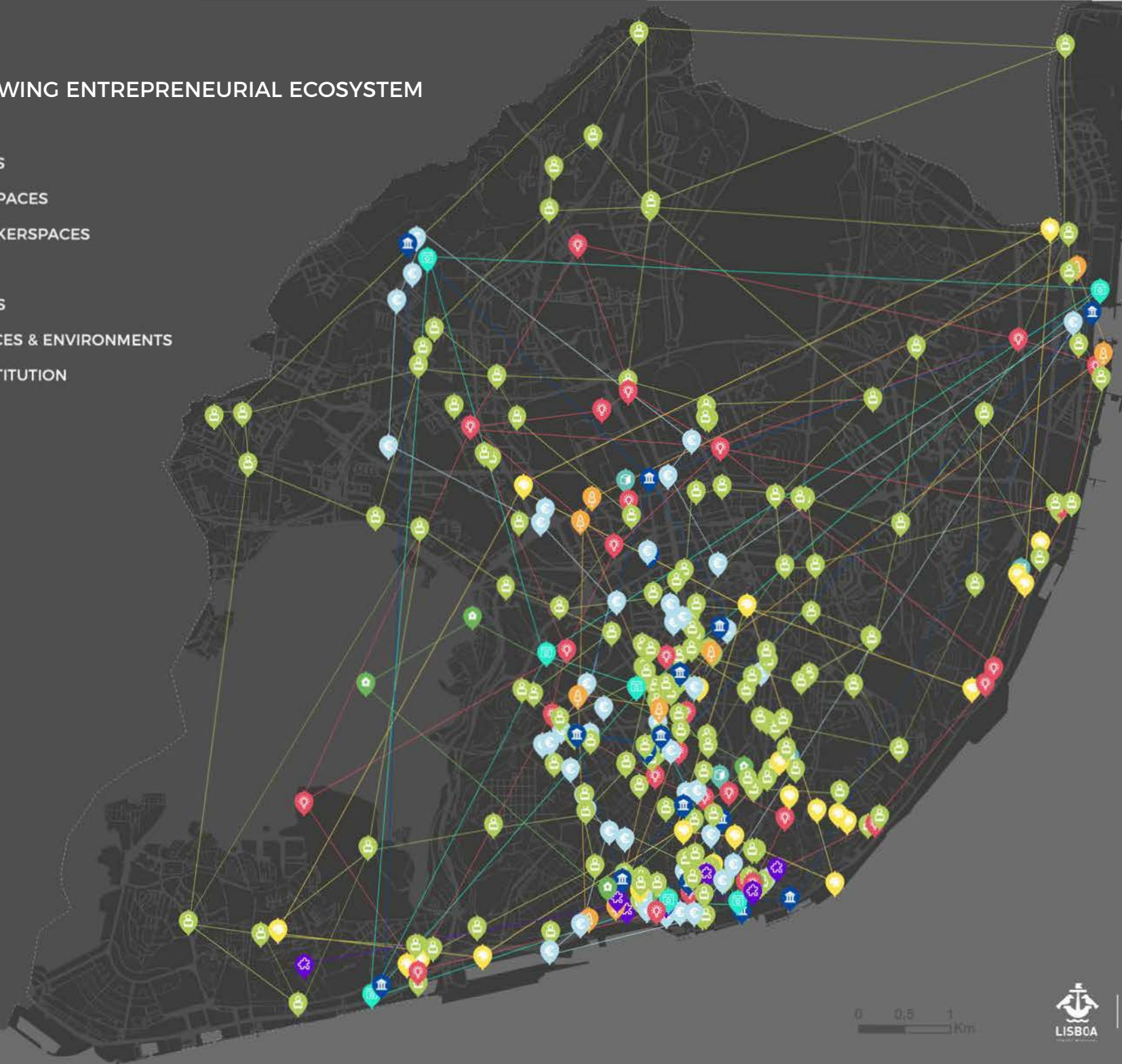


Source: Team of DMEI project, the data from the INE, Year: 2016



LISBON: A GROWING ENTREPRENEURIAL ECOSYSTEM

- INCUBATORS
- ACCELERATORS
- COWORKING SPACES
- FABLABS & MAKERSPACES
- INVESTORS
- CREATIVE HUBS
- CREATIVE SPACES & ENVIRONMENTS
- FINANCIAL INSTITUTION
- EVENTS
- RESIDENCIAL



MADE OF LISBOA

Community
of Lisbon-based
Innovators

So you like numbers.

We know about collaborative workspaces, innovative entrepreneurs and startup companies. Check out and track who belongs to our entrepreneur community and what are their businesses about.

And there's a lot more you can do.
Find us and find for yourself.

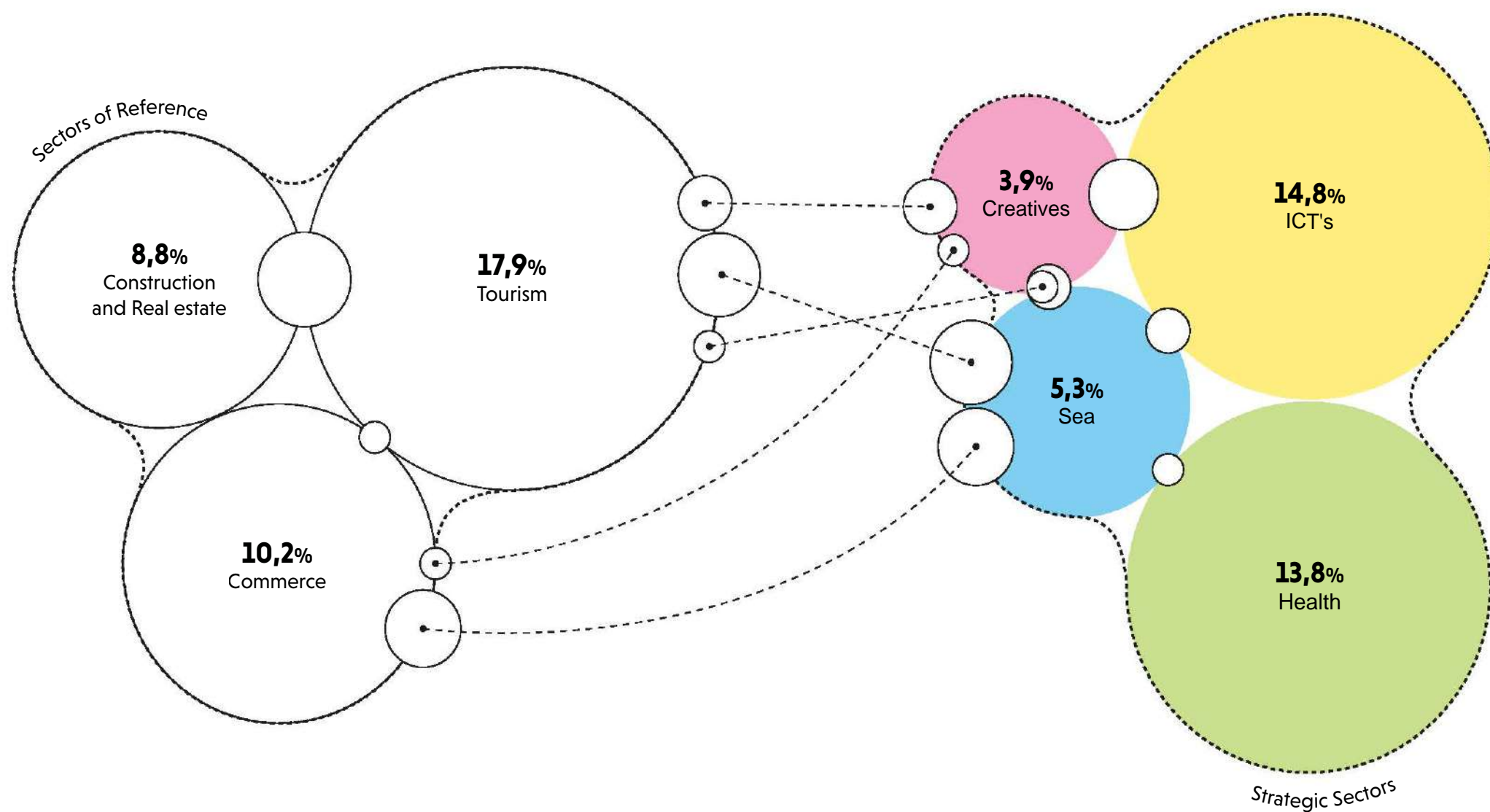
Made of Lisboa is home
for Lisbon based innovators.

You're welcome.

madeoflisboa.com

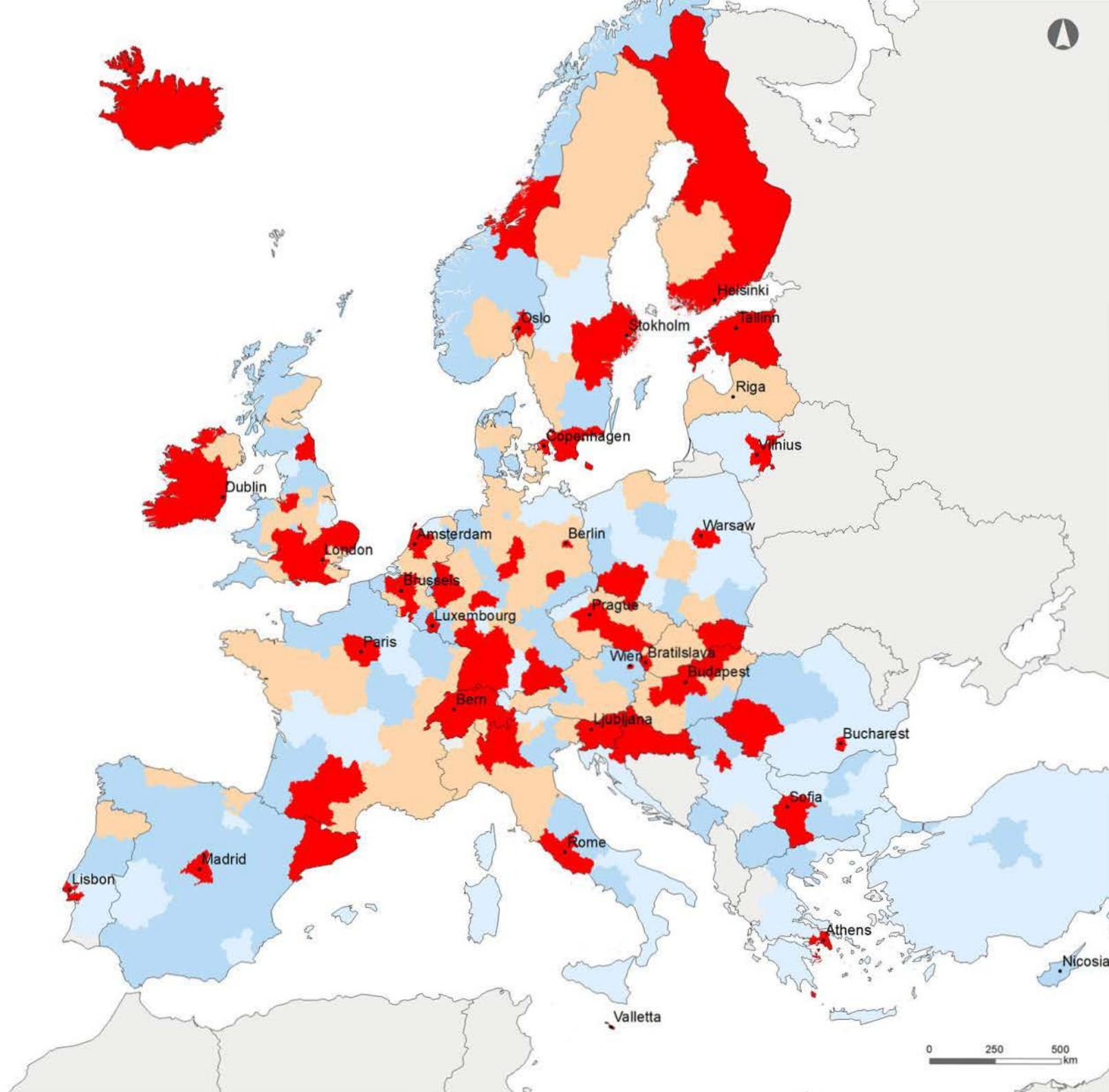


Weight of sectors of the Region of Lisbon, according to the Persons Employed*




Source: CML/DMEI, from data INE, I.P. , SCIE, Year: 2019


*Representation of strategic sectors based on the staff, according to the demarcation drawn by CML/DMEI



Employment in High-tech sectors, in European Regions Capitals (region)



High Tech Sectors (NUTS II) em % of total employment in the region (2020)



Source: Statistics Portugal, Statistical Yearbook of Lisboa Region, Year: 2020; NUTS II Region
Legend: value of capital - Indicator data of the local region



CENTRO DE INOVAÇÃO

MOURARIA

CREATIVE HUB

**Incubadora
Municipal de
Indústrias
Culturais e
Criativas.**

**Candidaturas
abertas em
permanência.**

Travessa dos Lagares n.1, Lisboa

FABLAB LISBOA

Como Criar Quase Tudo!



fablab
LISBOA

OPEN-DAYS:
3^{as} e 5^{as} feiras
10h-18h

Mercado do Forno do Tijolo, Lisboa

Faça a sua reserva em:
fablablisboa.pt

Human capital and knowledge

Lisbon labor market presents highly competitive, multilingual, creative, flexible and qualified human resources. More than ¼ of Lisbon city inhabitants has higher education, with a competitive wage level, comparing with other European cities.

The Lisbon metropolitan area concentrates 27% of national active and employed population, and unemployed reaches 107,4 thousand persons. In Lisbon metropolitan area the expenses on Research and Development (R&D) reach 1.7% of regional GDP, a very significant level in the European regional context.

With nearly 153.000 students enrolled in tertiary education, in 2018 more than 31.000 students graduated at tertiary education institutions, with particular relevance in the areas of business and administration, health, engineering and social sciences, which accounted for more than 58% of the graduates. Lisbon has been engaging a growing number of international students, that was greater than 18.000 students, in the year 2020/2021.

The Lisbon metropolitan area concentrates more than 43% of national R&D expenditures it is where the business sector is responsible for 49% in the financing and 51% in execution.

Qualified human capital (AML)

Indicators of Resident Population Towards Employment

1.399,9 -----> **27,1%**
Active Population (thousands) Country total

1.292,5 -----> **26,8%**
Employed Population (thousands) Country total

107,4 -----> **30,6%**
Unemployed Population (thousands) Country total

Source: Statistics Portugal, Statistical Yearbook of Lisboa Region, Ed. 2021

Indicators of Activity and Employment

48,8% -----> **50,2%**
Activity rate (AML) in Portugal

46,8% -----> **46,9%**
Female activity rate (AML) in Portugal

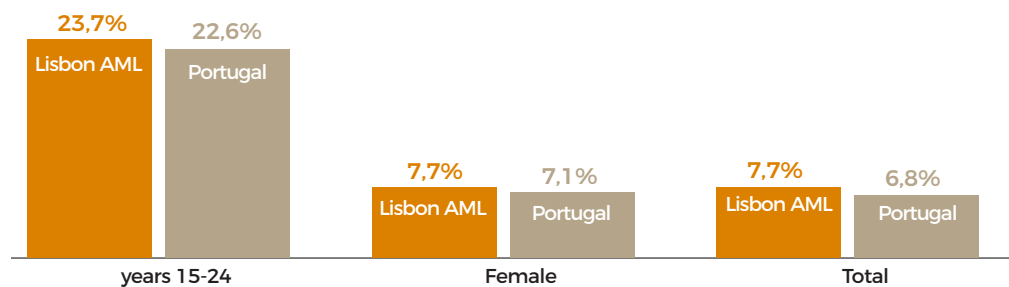
29,5% -----> **30,2%**
15-24 years activity rate (AML) in Portugal

22,5% -----> **23,4%**
15-24 years activity rate (AML) in Portugal

Source: Statistics Portugal, Statistical Yearbook of Lisboa Region, Ed. 2021

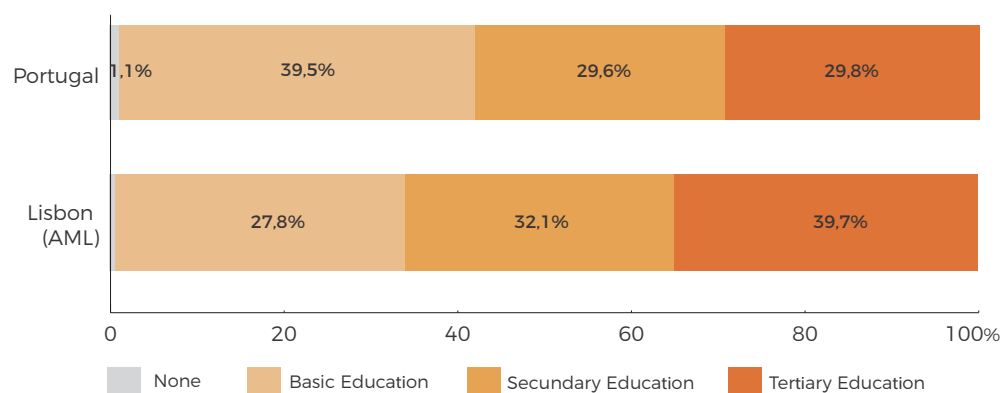
Human capital and knowledge

Unemployment Rate



Source: Statistics Portugal, Statistical Yearbook of Lisboa Region, Ed.2021

Resident Population by Highest completed level of education



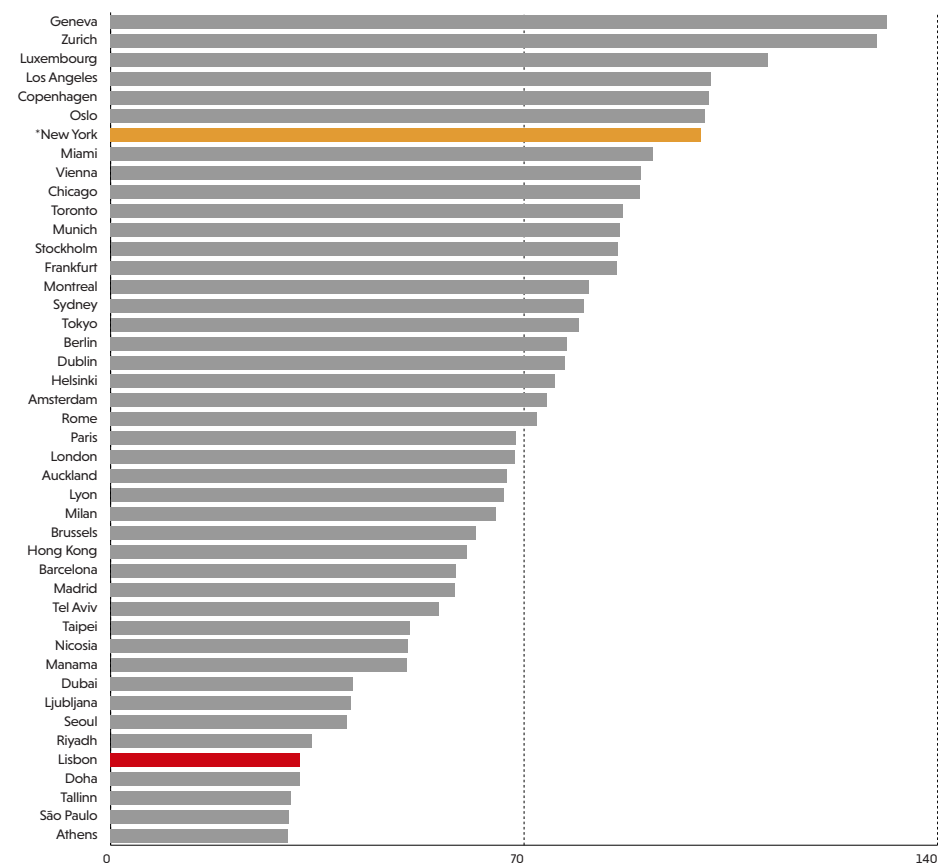
Source: Statistics Portugal, Statistical Yearbook of Lisboa Region, Ed.2021

Average monthly earnings

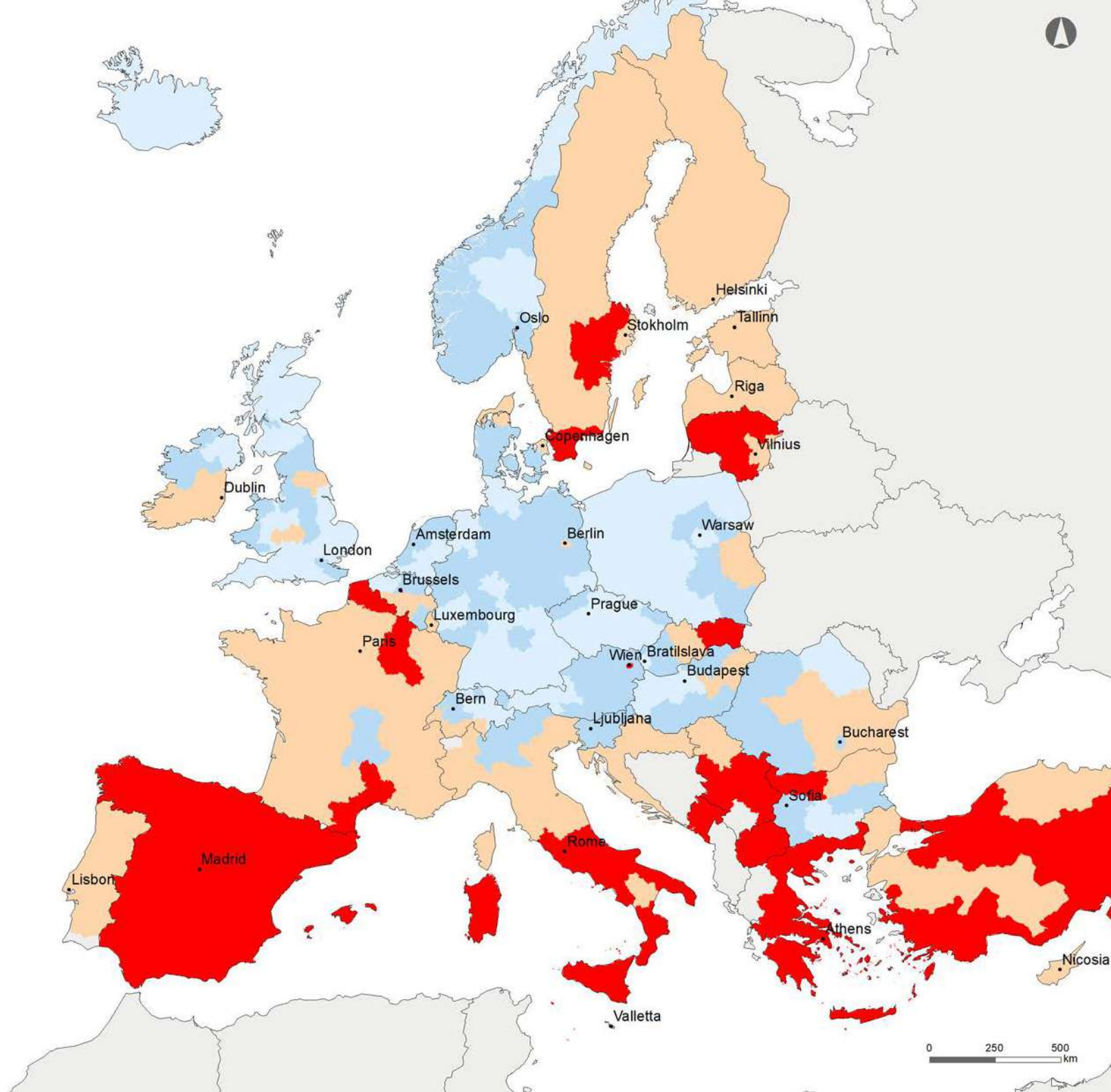
1.669,4€ in Lisbon → **1.477,4€** in AML → **1.206,3€** in Portugal

Source: Statistics Portugal, Statistical Yearbook of Lisboa Region, Ed. 2021

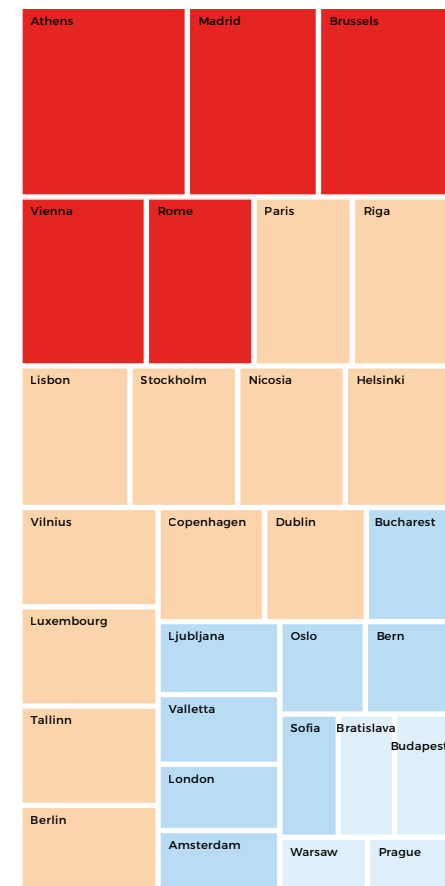
Gross Salary Level (NY=100))




Source: UBS, Price and Earnings 2018



Unemployment as % of population aged 15+ in European Regions Capitals



Unemployment % (NUTS II)
of population aged 15+ (2020)



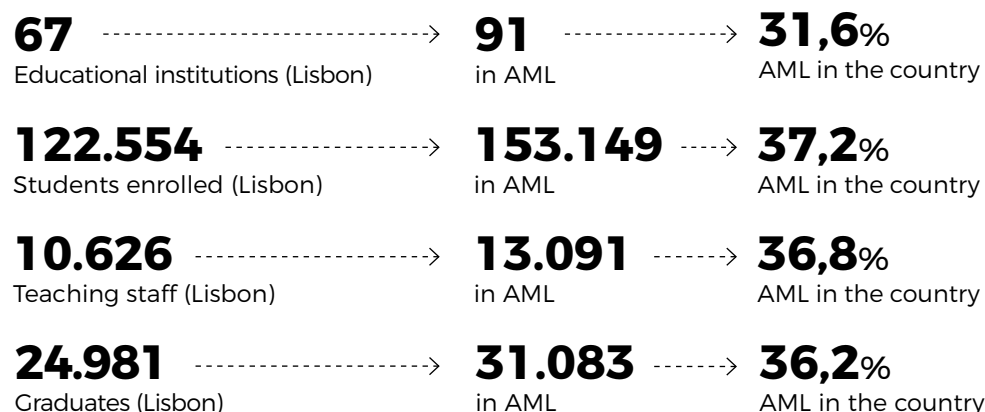
Source: Statistics Portugal, Statistical Yearbook of Lisboa Region, Year: 2020; NUTS II Region
Legend: value of capital - Indicator data of the local region

Knowledge and innovation

411.995

No. enrolled in Tertiary Education

Indicators in Tertiary Education



Source: Statistics Portugal, Statistical Yearbook of Lisboa Region Ed. 2021, Year: 2020/2021

Students Graduated-Tertiary Education AML - Main areas of study



Source: Statistics Portugal, Statistical Yearbook of Lisboa Region., Ed. 2021, Year: 2019/2020

Foreign students

58.960

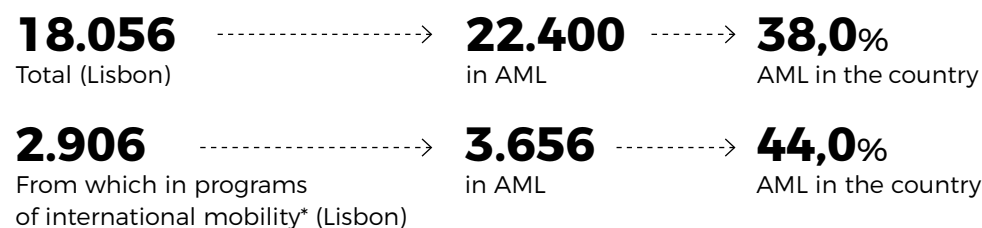
National total

8.249

of which in International Mobility Programs*

* includes Erasmus Program

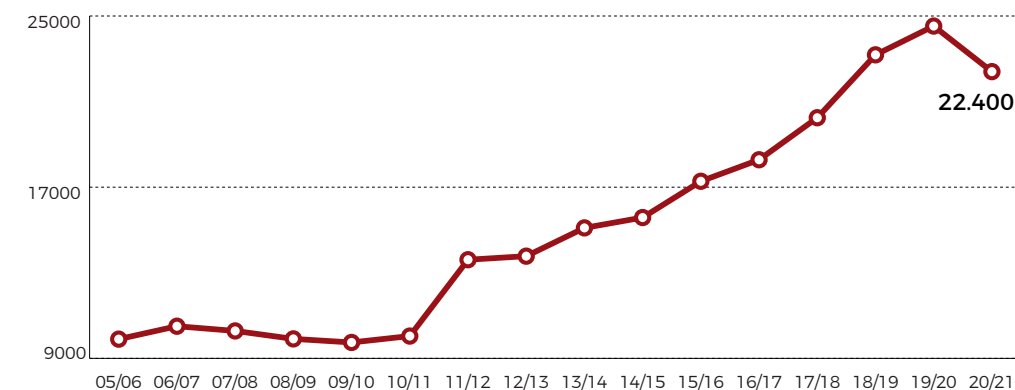
Foreign nationality students enrolled



Source: DGEEC/MEC Direção-Geral de Estatísticas da Educação e Ciência 2020/2021

* Includes Erasmus Programme, Protocol/partnership with a foreign institution and other international programmes

Evolution of foreign nationality students enrolled in higher education in the AML



Source: DGEEC/MEC Direção-Geral de Estatísticas da Educação e Ciência

Research and Development (R&D) Indicators

1,7% -----> **1,4%**
GERD as percentage of GDP (AML) in Portugal

16,9% -----> **11,7%**
R&D personnel (FTE) in active population (AML) in Portugal

1,4% -----> **1,0%**
R&D Researchers (FTE) in active population (AML) in Portugal

Source: Statistics Portugal, Statistical Yearbook of Lisboa Region, Ed. 2019,

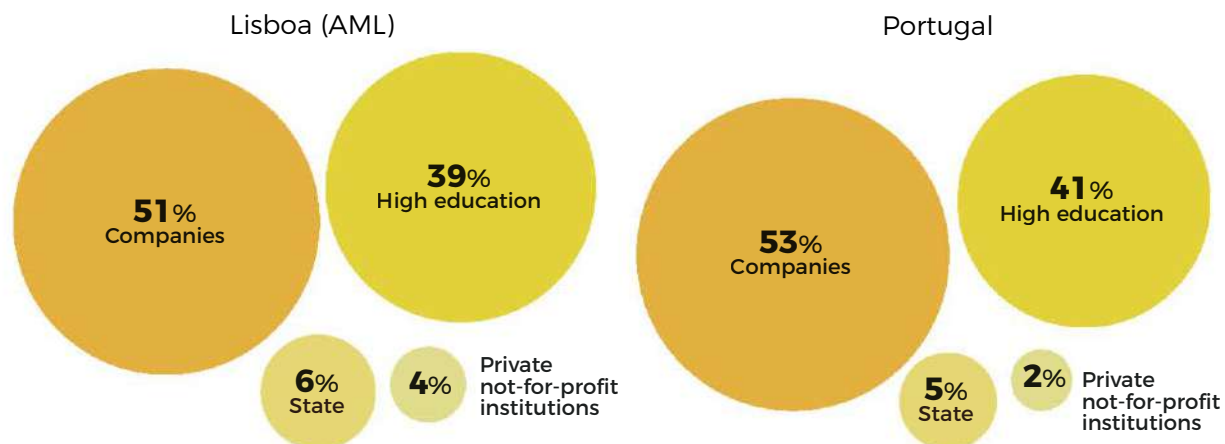
Total R&D Expenditure

1.293,6 ---> **2.991,9** ---> **43,2%**
AML (milhares €) in Portugal AML in the country

Source: Statistics Portugal, Statistical Yearbook of Lisboa Region, Ed. 2019,

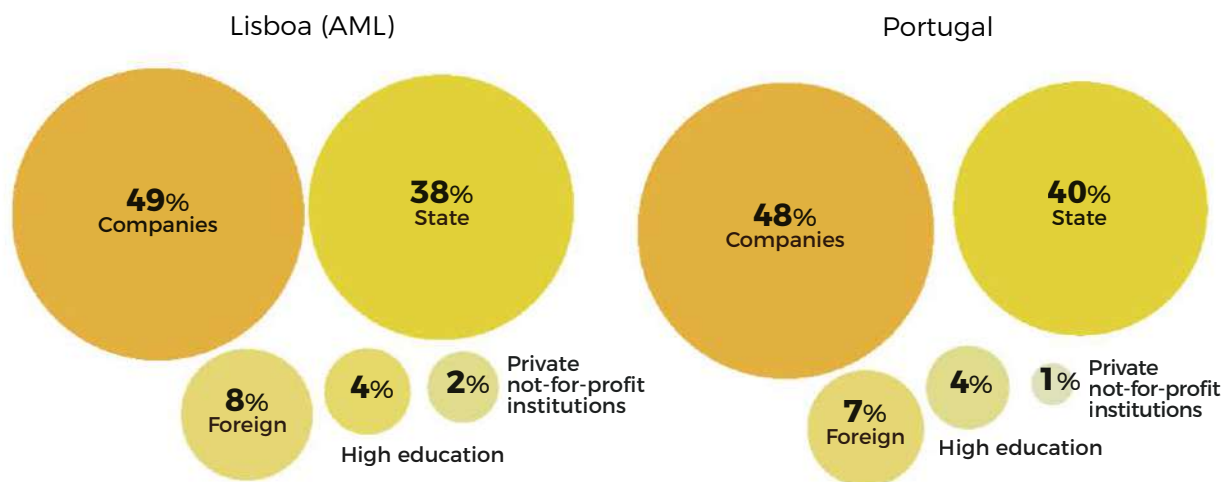


R&D expenditure by Sector of Performance



Source: Statistics Portugal, Statistical Yearbook of Lisboa Region Ed 2021, Year: 2019

R&D expenditure by source of financing



Source: Statistics Portugal, Statistical Yearbook of Lisboa Region Ed 2021, Year: 2019

LISBON: A GROWING EXPERIMENTATION ECOSYSTEM

www.lisboarobotics.pt

- 1 CONNECT ROBOTICS
CTE CARNIDE - LISPOLIS
- 2 GREEN BY WEB
AVENIDA DA LIBERDADE & PRAÇA DE ESPANHA
- 3 TRIGGER SYSTEMS
JARDIM DE ESTRELA & ROSSIO
- 4 SOSPLUS
FREGUESIAS: ESTRELA, AJUDA, CAMPO
DE OURIQUE, MISERICÓRDIA, STO.
ANTÓNIO, OLIVAIS, BEATO
- 5 KLC
ALVALADE & LOURES
(Card 4B offices)
- 6 APPYFANS
LARGO DE CAMÕES - RUA GARRET
- RUA DO CARMO - ROSSIO
- 7 TICKEY
TRAM LINE 15
(PRAÇA DA FIGUEIRA TO ALGÊS)

HOTSPOTS

- 1 **H** ATERRO DE CARNIDE
CARNIDES'S LANDFILL
- 2 **H** ATERRO DE BEIROLAS
BEIROLAS'S LANDFILL
- 3 **H** RESERVATÓRIO DO JARDIM DO
CABEÇOS DAS ROLAS
CABEÇOS DAS ROLAS GARDEN'S
WATER RESERVOIR
- 4 **H** COMPANHIA DE INTERVENÇÃO
ESPECIAL - QUARTEL DO RSB
SPECIAL INTERVENTIONS GROUP
- RSB (FIRE DEPARTMENT)
- 5 **H** LISPOLIS - LISBON
TECHNOLOGY CENTER
- 6 **H** ISR/IST - ROBOTICS, BRAIN
AND COGNITION LAB
- 7 **H** ISR/IST - ISROBONET@HOME
TESTBED

Source: CML/DMEI 2018



**MADE OF
LISBOA**

Community
of Lisbon-based
Innovators

STUDY IN LISBON

www.studyinlisbon.pt

STUDY IN A CITY THAT IS ALWAYS ON TOP!

Partners



Know Lisbon by it's shops

lojascomhistoria.pt

An economy open to the world

Capital city, with several ports in its hinterland, Lisbon is considered from long time a privileged commercial platform for different continents. With easy access to 500 million European consumers, it has a modern network of highways, railroads and other transport and logistic infrastructures.

Lisbon has an excellent geostrategic location, with strong business and economic connections with the seven Portuguese speaking countries, that makes this city the ideal place for companies who want to export or invest in those markets.

The importance of international trade has been growing in the region, originating 30% of national exports, and the destination of more than half of national imports. In the last 10 years Lisbon experienced a 90% growth of the exports.

Lisbon is the destination of more than 2,4 million tourists per year, and more than 55% of them originated from foreign markets, in particular from Spain, France, Brazil, Germany, United Kingdom and Ireland and United States. Lisbon is often the choice for international congresses, as demonstrated by the main international rankings, being a capital full of dynamism and creative events all year long.

Lisbon positioning in international rankings is becoming more relevant each year, proving that Lisbon is seen and felt as an Atlantic city with unique characteristics to study, live, work and invest.

Innovation

National Inventions

919 -----> **-18,2%**
National Way of which Annual V.

163 -----> **-58,3%**
Patents Annual V.

4.975 -----> **-7,9%**
European Way European patent validations in PT Annual V.

286 -----> **14,9%**
European Way PT origin Annual V.

242 -----> **-3,2%**
International way PT origin Annual V.

National Brands

24.022 -----> **11,7%**
National Way Annual V.

2.230 -----> **21,8%**
European Way PT origin Annual V.

140 -----> **17,6%**
International way PT origin Annual V.

Source: INPI National Institute of Industrial Property (2021)

National design

1.129 -----> **-36%**
National Way Annual V.

798 -----> **11,3%**
European Way PT origin Annual V.

Source: INPI National Institute of Industrial Property (2021)

Transports

Airport of Lisbon (AL)	Port of Lisbon
86.867 -----> 1.661 Flights Ships	
9.262 -----> 10.845 Passengers AL (thousands) Passengers Portugal (thousands)	
89 -----> 9.023 Cargo AL (thousands ton.) Cargo Portugal (thousands ton.)	

Source: ANA, Aeroporto Nacional, SA e Porto de Lisbon, Year 2020

International Trade

Economic indicators

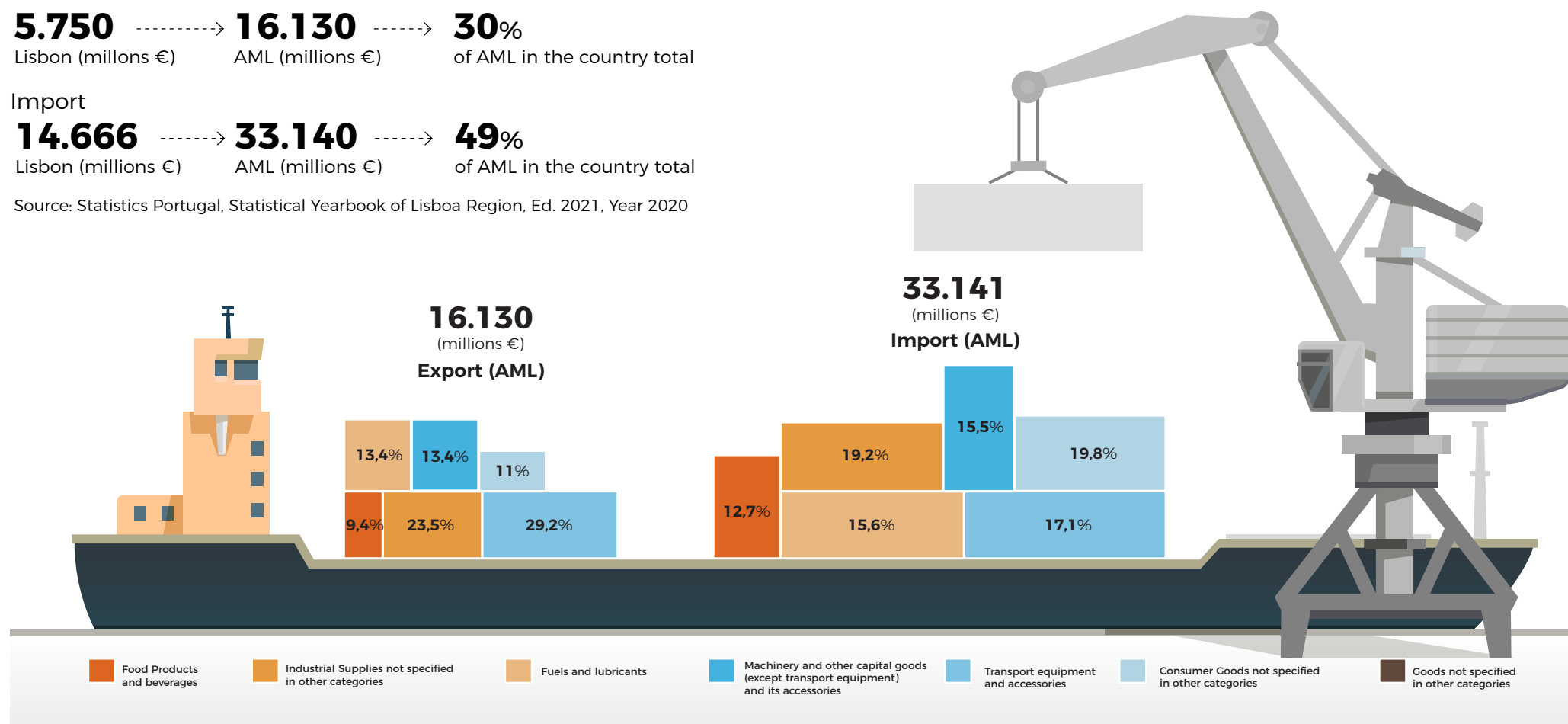
Export

5.750 -----> **16.130** -----> **30%**
Lisbon (millions €) AML (millions €) of AML in the country total

Import

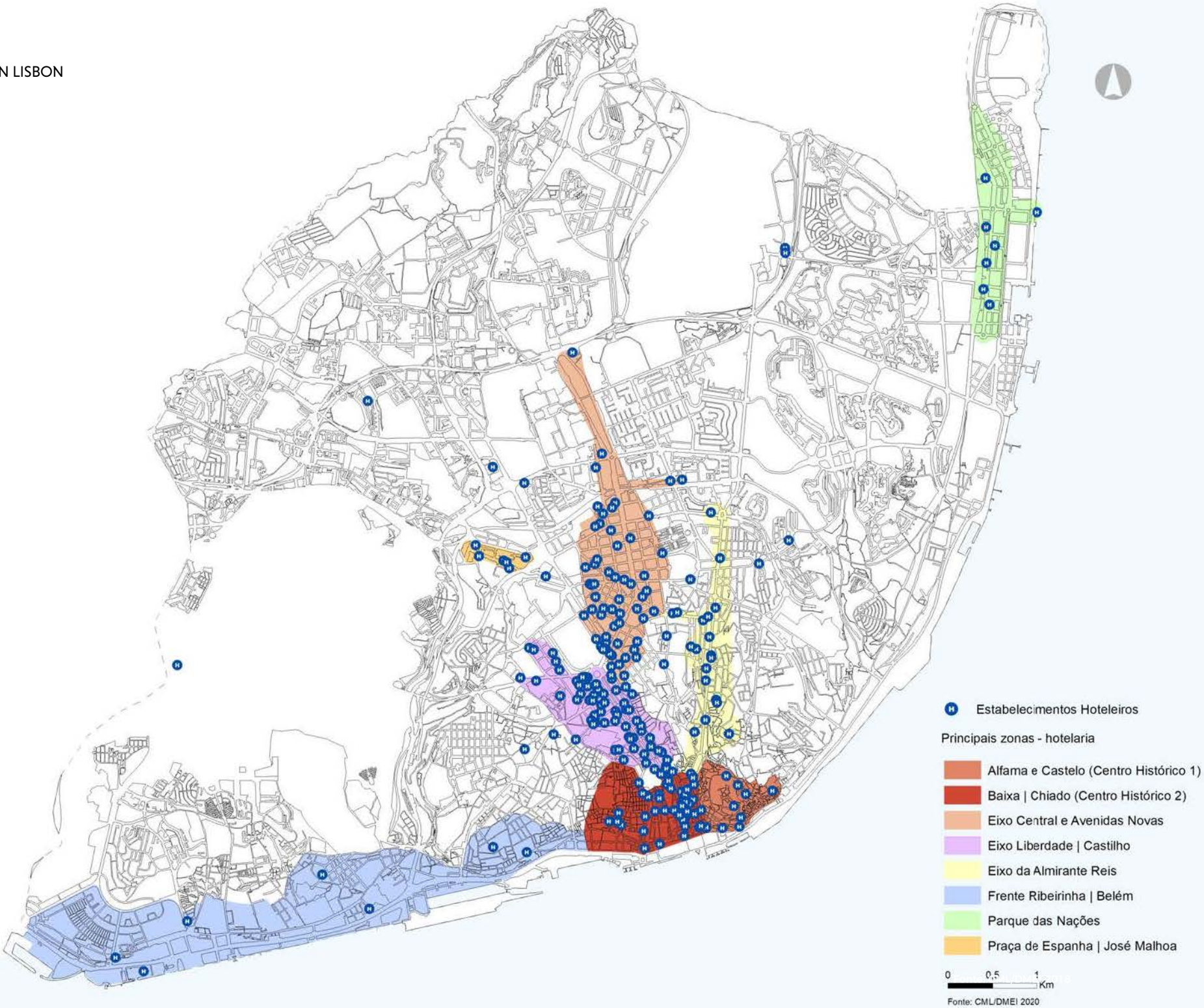
14.666 -----> **33.140** -----> **49%**
Lisbon (millions €) AML (millions €) of AML in the country total

Source: Statistics Portugal, Statistical Yearbook of Lisboa Region, Ed. 2021, Year 2020



Source: Statistics Portugal, Statistical Yearbook of Lisboa Region, Ed. 2021, Year 2020

HOTEL ESTABLISHMENTS IN LISBON



Tourism

Overnight stays and guests in hotel establishments

Guests

1.519 -----> **2.433** -----> **23,0%**
Lisbon (thousands) AML (thousands) of AML in the country total

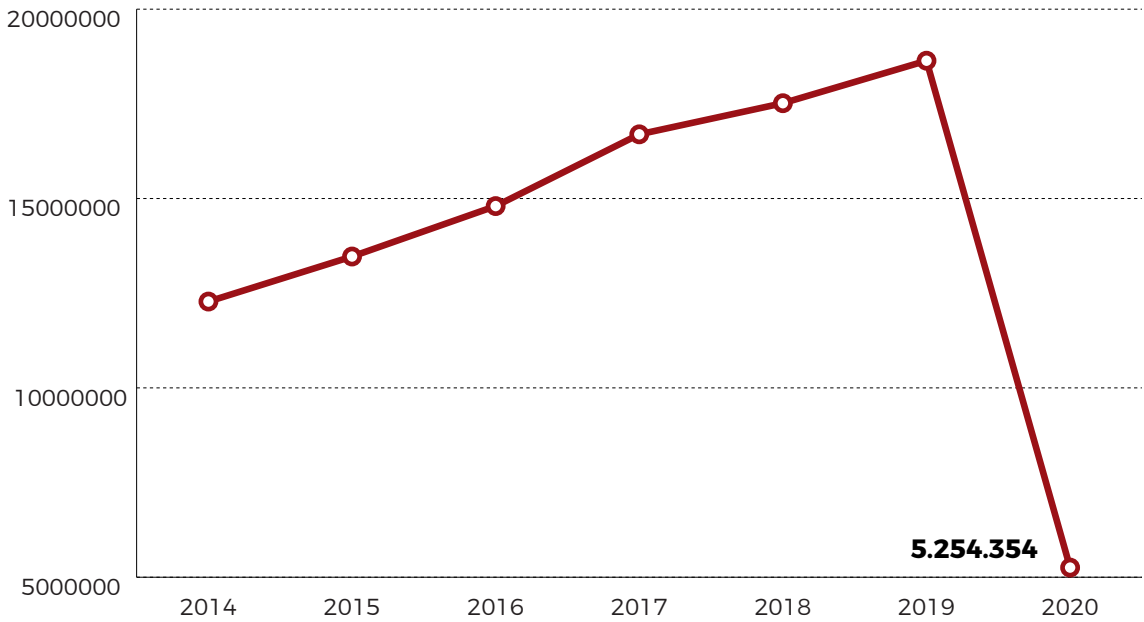
Overnight stays

3.481 -----> **5.254** -----> **20,0%**
Lisbon (thousands) AML (thousands) of AML in the country total

Source: Statistics Portugal, Statistical Yearbook of Lisboa Region, Ed. 2021, Ano: 2019



Evolution of the number of overnight stays in Region of Lisbon



Source: Statistics Portugal, Statistical Yearbook of Lisboa Region, Ed. 2021, Ano: 2020

LISBOA

Cool for Living Hot for Business

www.investlisboa.com




INVEST LISBOA
Lisboa Made Easy



Lisboa%

A economia em números 2020

Lisboa é
muito mais
**small-scale
up**



anaana.pt

